



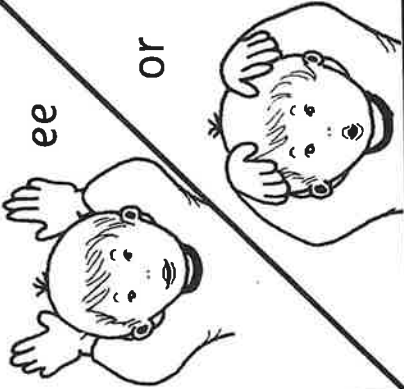
Parques East Public School


Home Learning Booklet

Kindergarten Term 2, Week 1

Name:

ee or

 <p>ee or</p>	<p>ACTION Flap your hands up (for ee) and down (for or), like a donkey's ears, saying, eeyore, eeyore.</p>
--	---

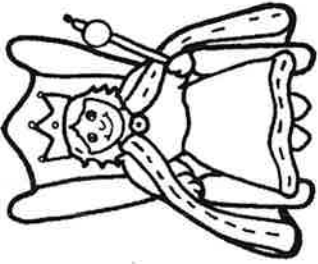
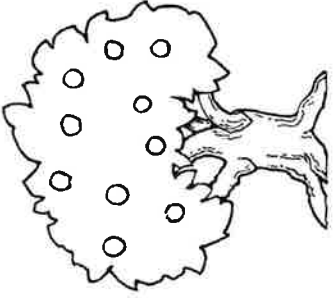
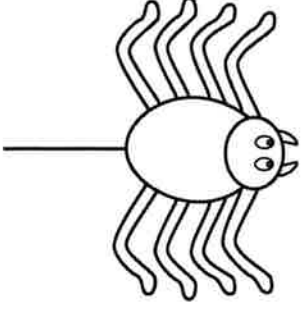



- tree . . .
- bee . . .
- seen . . .
- corn . . .
- fork . . .
- sort . . .

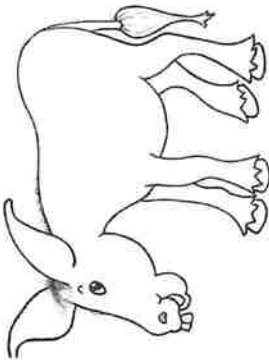
ee ee ee ee ee

or or or or or

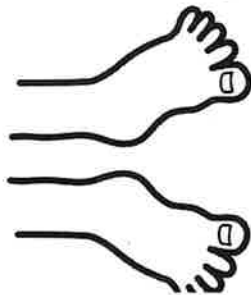
Colour the pictures with the 'ee' sound




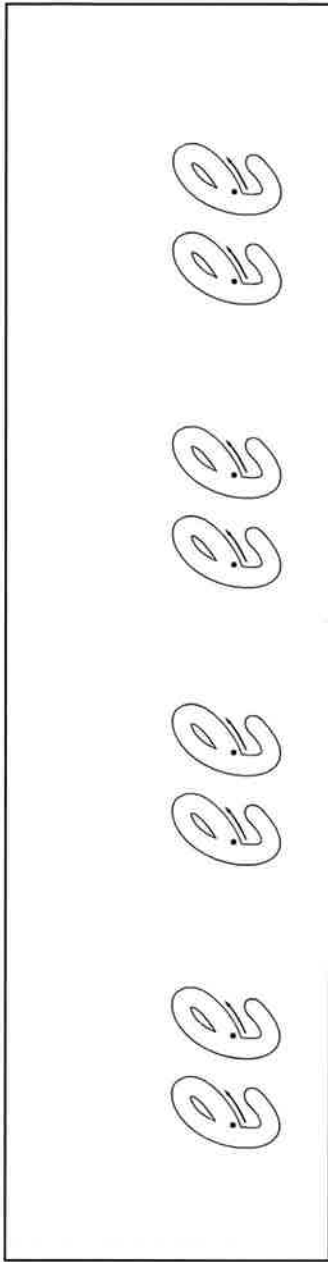

ee



Write the 'ee' words to go with the picture.



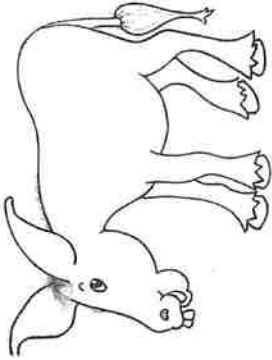




Colour the pictures with the 'or' sound



Write the 'or' words to go with the picture.



Four horizontal dashed lines for handwriting practice.



or

or

or

or

Or

Or

Or

Or

aijooiee or
aijooiee or

aijooiee or
aijooiee or

aijooiee or
aijooiee or

Zz

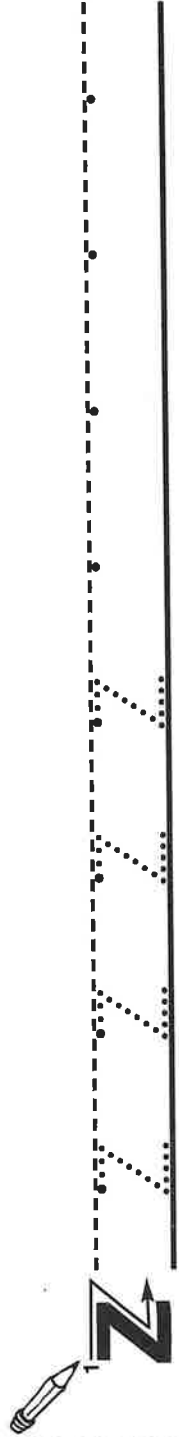

	<p>ACTION Put your arms out at your sides and flap them like a bee, saying, zzzzzzzzz.</p>
---	---

zap buzz

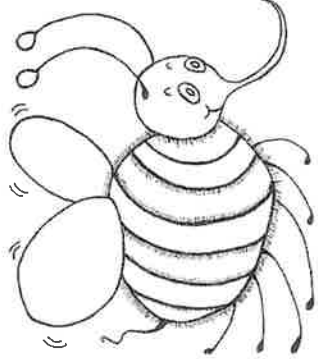
... ..

fizz zigzag

... ..



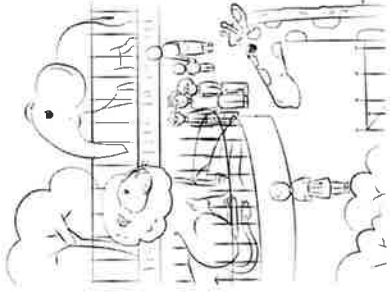
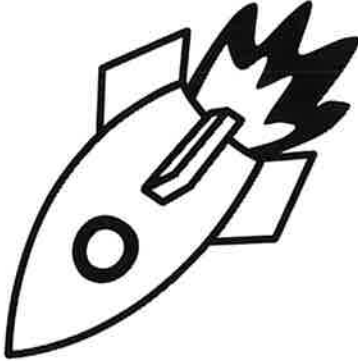
Colour the pictures with the 'z' sound



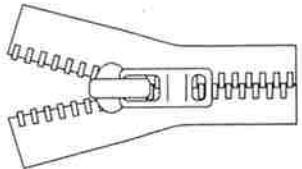
Zz



O



Write the 'z' word to go with the picture.




Trace over all the 'z' sounds that you can find

z h g p k c z
e z r z d z l
z k u z m o z

z z z z z z z z

Z Z Z Z Z Z Z Z

Blank space for independent writing practice.



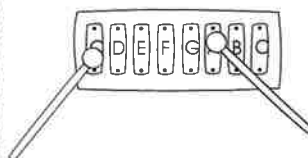

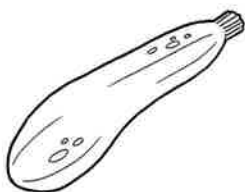
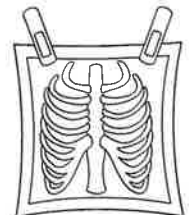

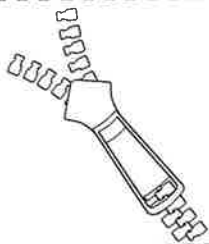


and



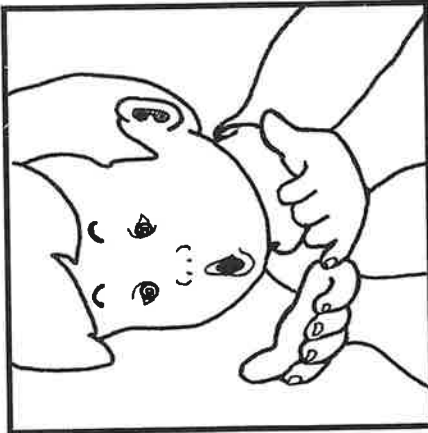
the pictures that begin with "z" around the



Not all of the pictures begin with "z".



Ww



ACTION


Blow onto your open hands,
as if you are the wind, saying,
wh, wh, wh.

wig




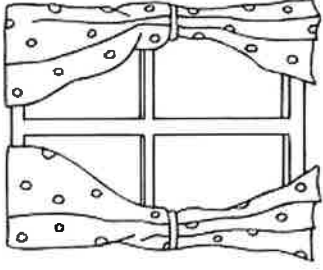
wind

web

swam







Colour the pictures with the 'w' sound



Write the 'w' words to go with the picture.





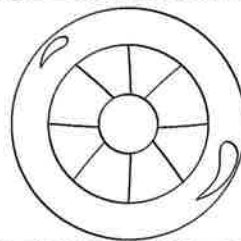






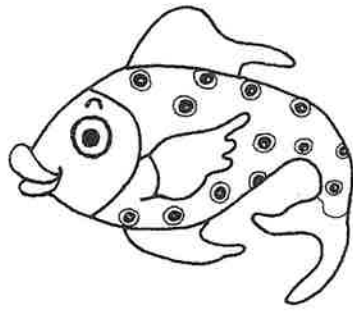
and the pictures that begin with "w" around the



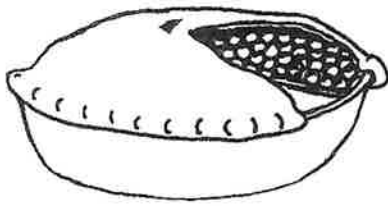
Not all of the pictures begin with "w".

























Name _____

Reading Comprehension

Read the short passage and answer the questions.

Football

Lou plays football. He loves football. Lou can run fast and throw far. He will ask Jon to play with him.



1. What does Lou play?

- games
- football
- soccer

2. What can Lou do?

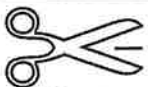

- run fast
- jump high
- score

3. What will he do?

- wear a hat
- run fast
- ask Jon to play

Fun with Labelling

Name:



Cut and paste the words into their correct place.

hand











foot

eye

nose







hair

1. Trace over and say the numbers at the bottom of the page.
2. Cut out the numbers and paste them next to the pictures.
3. Write out each number in the space provided.


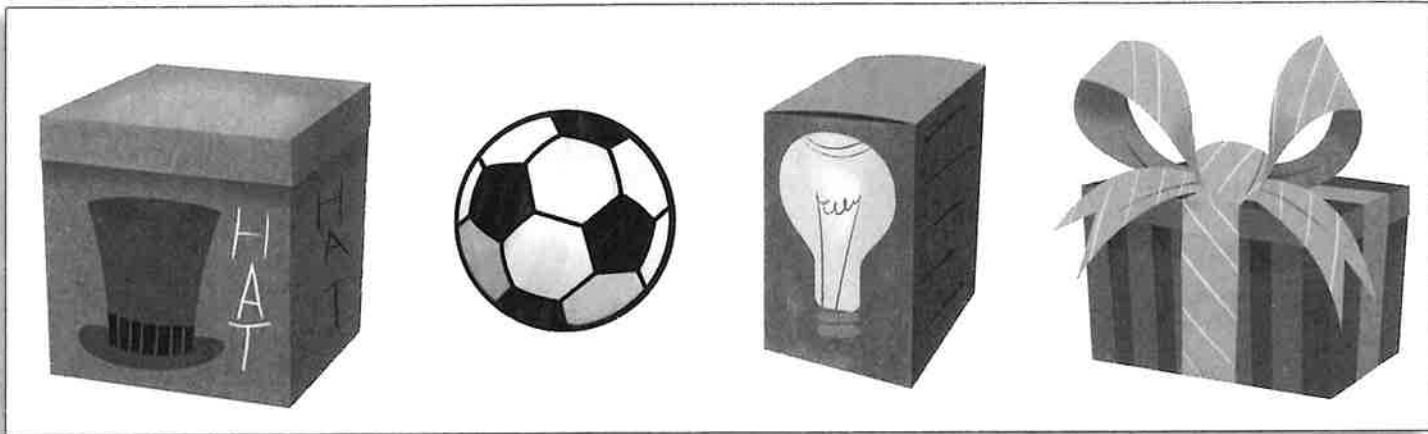

1	2	3	4	5
6	7	8	9	10

Sort the objects below by colouring all food red and all sports items green. Two have been coloured for you.




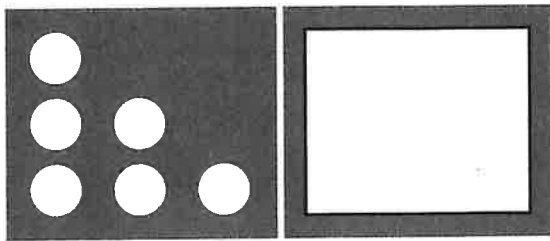




Can you see a way to sort the food?
Tell a friend how.

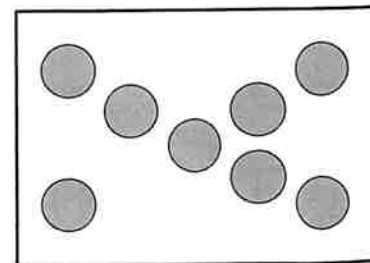




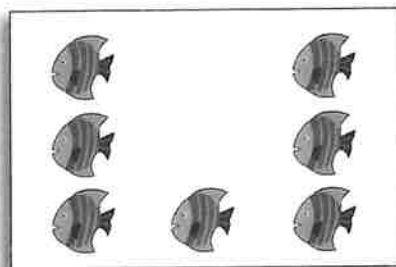


Circle the one that doesn't belong in each group.



Write the number of dots on each domino. The first one has been done for you.




Draw a line to match each number to a picture and a dot pattern.





Anzac Biscuits



Ingredients

100g softened butter (plus extra for greasing)
2 tablespoons of boiling water
85g desiccated coconut
1 teaspoon bicarbonate of soda
100g caster sugar
100g plain flour
85g porridge oats
2 tablespoons golden syrup

Method

1. Put the sugar, flour, oats and coconut in a bowl, then mix well.
2. Melt the butter in a small pan and stir in the golden syrup.
3. Add 2 tablespoons of boiling water to the bicarbonate of soda, then stir into the butter and golden syrup mixture.
4. Gently pour and stir the butter and golden syrup mixture into the bowl with sugar, flour, oats and coconut.
5. Spoon dessert spoonfuls of the mixture on to buttered baking sheets.
6. Bake for 8-10 minutes until golden, then transfer to wire rack to cool.

Makes approximately 20 biscuits.

Anzac Day Bear

Draw an Anzac uniform and hat on the teddy bear.

