





Parkes East Public School - Home Learning Timetable



Stage 2 – Term 2 Week 4

These are the required learning activities for your child for the next week.

Literacy	Numeracy	Additional subjects
<p>Spelling – Complete the spelling list and activities.</p> <ul style="list-style-type: none"> - Complete the Reading Eggs activity sheet (3.12 or 4.12) below or in your google classroom. <p>Writing- 1. Using the scaffold planning sheet choose either hippopotamus, lion or giraffe and write an Information Report of your chosen animal. Publish using Word and email to your teacher.</p> <p>2. Keep a journal of your home learning this week. Write about a paragraph each day.</p> <p>3. Complete Giraffe writing scaffold.</p> <p>Reading - Read for 15 minutes each day. Don't forget to log this on your Home Reading Card.</p> <ul style="list-style-type: none"> - Read a book from the Premier's Reading Challenge and add it to your PRC log. - Read Chapter 4 of the Hippopotamus and complete activities. - Read the Giraffe sheet. <p>Grammar- Complete the Adjectives worksheet.</p>	<ul style="list-style-type: none"> • Make a sandwich of your choice. With parental guidance cut out 2D shapes.  <ol style="list-style-type: none"> 1. When making sandwiches write down the vertices (corners) and edges (sides) of each shape. For Example: a triangle has 3 vertices and 3 edges. <ul style="list-style-type: none"> • Use a timer and time yourself writing out your 8 times tables each day. See if you can beat your time but remember it must be neat and readable. • Complete the 2D shape worksheets. • Log into Mathletics and complete this week's set task. 	<ul style="list-style-type: none"> • PDHealth- <u>What is an example of an unhealthy meal?</u> (eg triple cheeseburger with chips and a soft drink)  <p><u>'What is fast food?'</u> <u>'What is your favourite fast food?'</u></p> <p>Write about: How would your body feel if you ate fast food before physical activity?</p> <p>Why can fast food be unhealthy? E.g. Fast foods are often high in sugar, fat and salt and low in nutrients.</p> <ul style="list-style-type: none"> • Search Youtube for "P.E with Joe" and complete his daily workout for 3 days. Teach another member of your family your favourite exercise. • Art- Complete giraffe artwork. • Email your teacher about how your week has been going (if possible).

Communication during this period is vital to the success of our home learning program. We encourage you to email your child's teachers with any concerns, questions or if you require feedback. We hope you are enjoying your time at home and your family are all well.

Have a great week!

Stage 2 Teachers- Mrs House, Miss Parker, Miss Fitzpatrick, Mrs Dunford and Miss Patton.

YEAR 4
Spelling Words
Term 2 Week 4

Practice typing your spelling words in each column. Each column has a different way to write them. After you write your spelling words, write five 'Guess My Word' statements for your spelling words.

	<i>Normal</i>	Bold	Highlighted
<i>notice</i>			
<i>office</i>			
<i>advise</i>			
<i>justice</i>			
<i>advice</i>			
<i>police</i>			
<i>promise</i>			
<i>device</i>			
<i>practice</i>			
<i>surprise</i>			
<i>realise</i>			
<i>precise</i>			
<i>hospice</i>			
<i>novice</i>			
<i>exercise</i>			
<i>prejudice</i>			
<i>solstice</i>			
<i>supervise</i>			
<i>organise</i>			
<i>advertise</i>			

Guess My Word

Example- Something unexpected.....surprise



Word endings – ice, ise

4. Complete the sentence.

- You should _____ regularly to stay fit and healthy.
- I like to _____ my clothes by colour and size.
- Stores are beginning to _____ their holiday sales.
- I hoped people would _____ my new haircut.
- We made a _____ to keep in touch over the holidays.
- I had to add the _____ amount of sugar to the recipe.
- Teachers take it in turns to _____ the students at lunch time.
- When she needed help she came to me for _____.

Challenge words

5. Write the word.

- sacrifice _____
- criticise _____
- edifice _____
- lattice _____
- accomplice _____
- precipice _____
- visualise _____
- emphasise _____
- apprentice _____
- cowardice _____

6. Word clues. Which challenge word matches?

- a large building _____
- a steep cliff _____
- assisting crime _____
- lacking courage _____
- to judge _____
- a student _____
- support for climbing plants _____
- _____
- to give particular attention _____
- _____

7. Complete the sentence.

- The grapevine grew up the wooden _____.
- I tried to _____ what I would look like in the future.
- My teacher likes to _____ the importance of homework.
- The police knew the burglar must have had an _____.
- My brother works as a chef's _____.
- I hoped the judge would not _____ my performance too harshly.
- I had to _____ some free time to finish my assignment.

Underline the adjective.

Write the noun it describes.

The little monkey climbed the tree.

monkey

Jim is wearing a blue shirt.

She put the apple in the wooden bowl.

I lost a gold watch.

Linda wore a beautiful dress.

There are seven girls in my class.

I found a silver ring.

The storm was destructive.

That is a sharp knife.


Betty has got a antique vase.

Jim bought a bag of red apples.

He sat in a leather chair.

Gwen stood on a rusty nail.

I wore my old coat.



Write some adjectives to describe a shark.

Giraffe

The giraffe is the tallest land animal in the world. A male giraffe can be as tall as 5.8 metres. Female giraffes grow up to be about 4.3 metres. The giraffe's neck is nearly 2 metres long, and its legs are also 2 metres long.



The giraffe's tongue is very unusual. It is over 50 centimetres long and covered with bristly hair. The colour of its tongue is bluish-purple. The giraffe can curl it around leaves and branches to get food.

Giraffes will sleep about 2 hours a day. They will only sleep 10 minutes at a time. Giraffes will usually sleep standing up. When the giraffes sleep on the ground, they will rest their heads on their hind legs.

Both male and female giraffes have horns. Their horns are covered with skin and fur. The female giraffe has tufts of hair on top of its horns. The male horns are bigger, and the tops of the horns are bare.

Baby giraffes are called calves. At birth a calf can weigh around 68 kilograms and can be up to 2 metres tall. They will grow 1.2 metres in the first year of their life. A calf can stand about 20 minutes after birth.

Watch these clips for more information:

https://www.youtube.com/watch?v=P_ckAbOr0r4

<https://www.youtube.com/watch?v=7Qw9FZ8ZIDk>

<https://www.youtube.com/watch?v=RKnzTw35AZg>

GIRAFFE REPORT SCAFFOLD

Use the information you have read or your own research to plan for an information report.

Common Name: Giraffe

Scientific Name:

Location/Habitat:

Physical Description:

General Information:

Labelled Diagram:

Chapter 4.

Morris Lurie 

The Twenty-Seventh Annual African

HIPPOTAMUS RACE




Chapter Four
The Mighty Zamboola

All night long, Edward's father drove the yellow bus. And how much traffic there was on the road! Everyone — every hippopotamus in Africa — was going to the Twenty-Seventh Annual African Hippopotamus Race at the Zamboola River.

There were cars and trucks, bicycles and scooters, buses and vans, carts, lorries, caravans and motor bikes. Their lights swarmed like glow worms in the night.

But Edward saw none of this. He was fast asleep, in the big comfortable bed, in the back of the yellow bus. Curtains had been drawn over all the rear windows. Edward's father drove as carefully as he could, avoiding all bumps, so that his son would have a deep, refreshing, undisturbed sleep.

As the sun was coming up, they neared the Zamboola River.



'Get a good parking spot,' said Edward's mother.
'Who's driving this bus?' said Edward's father,
wriggling his cigar about in his mouth. 'Leave it to
me. I know just the place.'

He turned off the main road, onto a quiet path,
and at last came to a stop.

'How's this, love?' he said to his wife, pulling on
the hand brake.


'It's wonderful!' cried his wife.

And it was. They were on the top of a hill. Below
them, stretched the mighty Zamboola River.

It was just the way it appeared on the map, with
the swamp at one end, the waterfall at the other,
and, in between, twenty-two kilometres of deep,
wide river.

'Five minutes' walk,' said Edward's father.
'Downhill all the way.'

An hour later, Edward, in the big comfortable
bed in the back of the yellow bus, opened his eyes.



The first thing he noticed was that the bus was no longer moving.

The second thing he noticed was that there was a delicious smell of hot pancakes in the air.

He leapt out of his bed, drew back the curtains, and there before his small bulgy eyes (which were blinking so fast you could hardly see them) was the most fabulous sight he had ever seen in his life.

Hippopotamuses! Rhinoceroses! Elephants! Giraffes! Water buffaloes! Monkeys!

'Gosh!' said Edward.

There were millions of animals, more than he had ever seen in his whole life. And that was just the beginning.

There were thousands of flags!

There were thousands of umbrellas!

There were balloons.

There were streamers.

All stretching as far as he could see.

Edward was speechless. He felt dizzy with nervousness and excitement. He couldn't take his eyes away from the fabulous sight.

Just then, the door at the back of the bus flew open, and there stood his family beaming with joy.

'Good morning, Edward!' they cried.

'How do you feel, Champ?' asked Edward's father. 'Have a good sleep? Bet you didn't even



know we were moving.

'Come along, Edward,' cried Edward's mother. 'It's time for breakfast.'

'Pancakes!' cried Edward. His face lit up with joy. 'They're my favourite food.'


And, wasting no time, he sat down at the fold-up table which Edward's father had set up under a shady tree, and picked up his knife and fork, all ready to start.

'Where's Grandfather?' asked Edward, noticing he wasn't there.

'Coming, coming!' cried a voice from inside the

bus, and a few seconds later, out ran Edward's grandfather.

'Something I want to show you, boy,' he said, sitting down at the table. 'First thing I did, while you were still asleep, was run down to the river. Very important. Have to check up on river temperature, current flow, things like that. And here it is,' he said, placing before Edward a small glass jar with a screw-top lid, and inside the jar something that looked like water. 'The mighty Zamboola!'



Name _____

‡ CHAPTER 4 ‡

THE MIGHTY ZAMBOOLA


1. Why was there so much traffic on the road?

2. In the box below list all the different types of vehicles there were on the road.

3. What was Edward doing whilst his father was driving the bus to the Zamboola River?

4. Why did Edward's father drive carefully? Why was this important?

5. In the bubble below draw or describe the dream you think Edward had the night before the race.



6. Did Edward's father choose a good spot to park the bus? Why or why not?

7. In the box below list all the things Edward saw when he looked out his window after waking up.

8. Why is Edward happy to have pancakes for breakfast?

9. What was the first thing Edward's grandfather did, whilst Edward was still asleep?

10. What is in the small glass jar Edward's grandfather has?

11. Write synonyms for the following words.

happy	
mighty	
delicious	
fabulous	
nervous	

12. What sort of a day do you think Edward will have? Why?

Name _____

‡ I WONDER... ‡

As you read the book you should be thinking about what may happen next and predicting how the story will progress. Finish the statements below by showing what questions you hope will be answered when you read further into the book.

? I wonder... _____

? I wonder... _____

? I wonder... _____

? I wonder... _____

? I wonder... _____

? I wonder... _____


? I wonder... _____

? ? ? ? ? ? ? ? ? ? ? ? ? ? ?

Name _____

‡ A SIGHT TO SEE! ‡

Take some photographs of all the things that can be seen at the Twenty – Seventh Annual African Hippopotamus Race. Such an amazing sight!



Name _____

⦿ INTERVIEW AND ANSWER ⦿

Here is your perfect opportunity to ask a member of Edward's family some questions. Who will you choose? What questions will you ask? Ask a friend to pretend to be the character and answer the questions you have asked.

Interview with _____	
Question 1	
Answer	
Question 2	
Answer	
Question 3	
Answer	
Question 4	
Answer	
Question 5	
Answer	

2D Shape Worksheets Week 4

Lines, angles and shapes – types of quadrilaterals

A parallelogram is a quadrilateral with 2 pairs of parallel sides.


This is a parallelogram. Its opposite sides are an equal length and are parallel to each other.



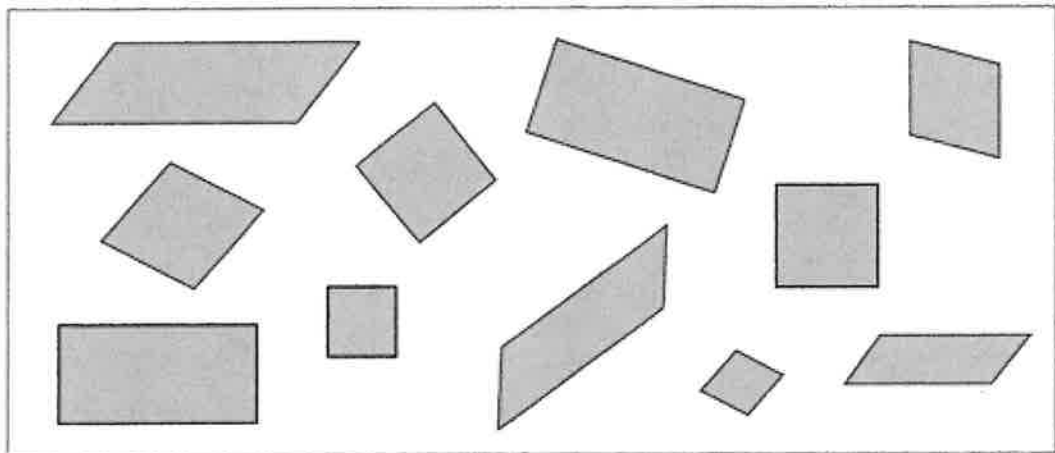
A square and a rectangle are also parallelograms. They have opposite sides that are equal lengths and are parallel to each other.



A rhombus is a parallelogram. Its opposite sides are an equal length and are parallel to each other. It has 4 equal sides.



- 1 How many pairs of parallel lines are there in these parallelograms? Count them:



- 2 Write the number of shapes you can see in the box above.

	Name	Number of shapes
a	rhombuses	
b	squares	
c	rectangles	
d	parallelograms	
e	quadrilaterals	


Lines, angles and shapes – types of quadrilaterals

A trapezium is a quadrilateral and has one pair of parallel sides.




3 Check your understanding of types of parallelograms and trapeziums.

a Draw a shape with two pairs of parallel sides and sides that are equal in length.




This shape is a _____.

b Draw a shape with one pair of parallel sides.




This shape is a _____.

c Draw a shape with two pairs of parallel sides and opposite sides that are equal.



This shape is a _____.

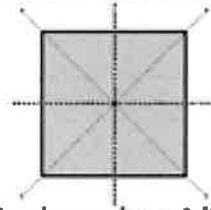
d Draw another parallelogram that is different to the others.



This shape is a _____.

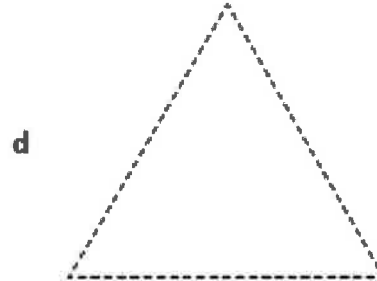
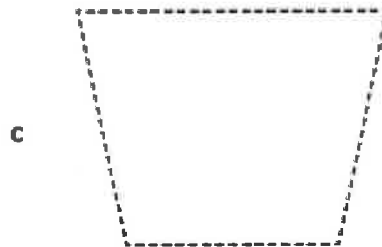
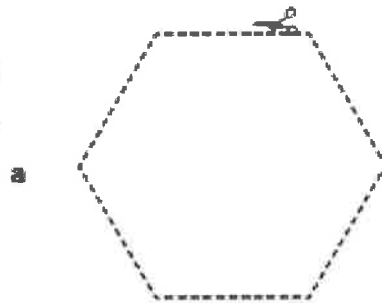
Lines, angles and shapes – symmetry

A shape is symmetrical when you can fold it in half so that one half exactly covers the other half. The fold line is the axis of symmetry. Many 2D shapes have more than one line of symmetry.




This shape has 4 lines of symmetry.

- 1** Copy this page and cut out each shape. Find all the lines of symmetry. See how many different ways you can fold each shape in half. Then draw in all the lines of symmetry on the shapes on this page.



- 2** Use the line of symmetry and a ruler to complete each shape.



Symmetrical challenges

create



Getting ready

For these challenges, you will need a ruler and a pencil.



What to do

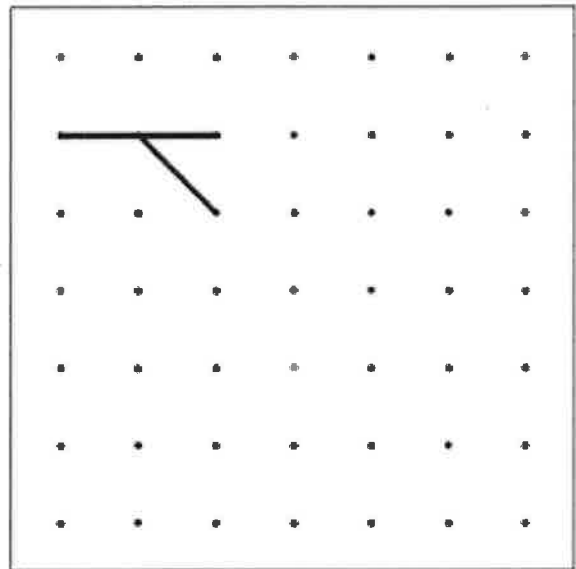
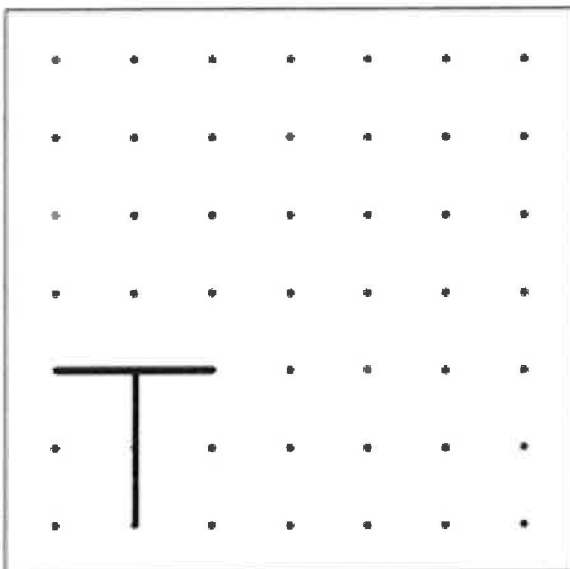
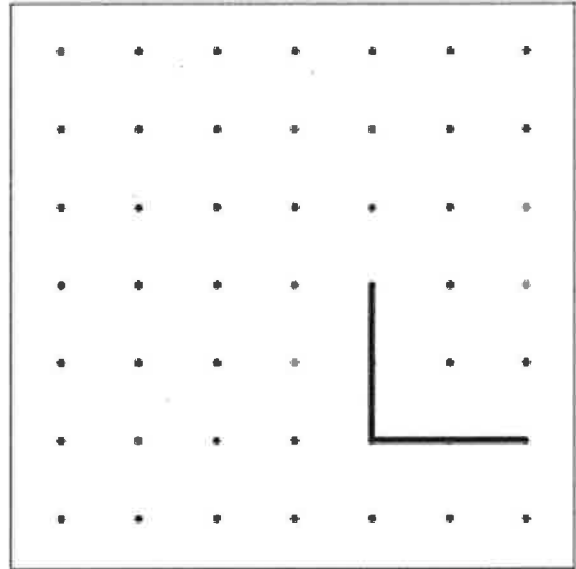
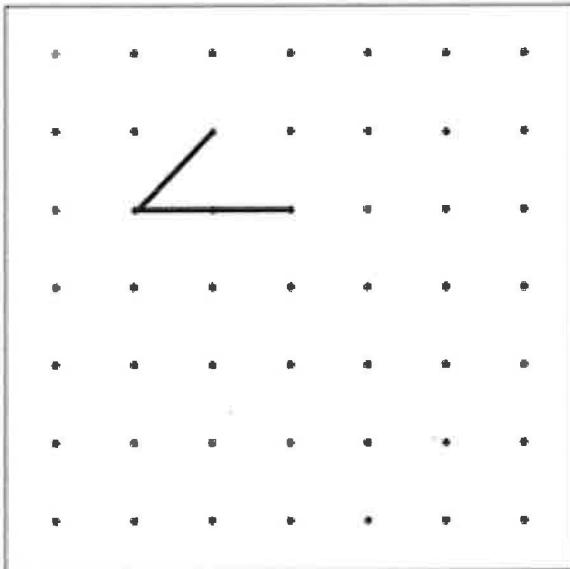
Here are four unfinished symmetrical designs on dot paper.

You must complete them. For each design, you must use a horizontal line, a vertical line and two diagonal lines.

When they are finished, they will each be symmetrical.

For each design, decide where the line of symmetry will be.

Pretend the line is a mirror – what will the reflection look like?



African drumming - giraffe

The word giraffe can be played on your drum like this:



See if you can make a rhythm to imitate how a giraffe moves.

See if you can make a rhythm to imitate the noise a giraffe makes.

Giraffe Art Activity

1. Before beginning this abstract art activity, think about a name for your giraffe.
2. Think about how your giraffe might be feeling and the colours associated with this emotion. Eg: angry = red, blue = sad, yellow = happy, green = calm.
3. Draw the outline of your giraffe's head (see picture above).
4. Colour your giraffe using oil pastels, crayons, textas or paint.
5. Cut out your giraffe and glue on black cardboard background.



