




# Parkes East Public School - Home Learning Timetable



## Stage 2 – Term 2 Week 3

These are the required learning activities for your child for the next week.

Literacy	Numeracy	Additional subjects
<p><b>Spelling</b> – Complete the spelling activities in the table below or in your Google Classroom.</p> <ul style="list-style-type: none"> <li>- Complete the Reading Eggs activity sheet ( 3.11 or 4.11) below or in your google classroom.</li> </ul> <p><b>Writing</b> – 1. Keep a journal of your home learning this week. Write about a paragraph each day.                  2. Write a paragraph summarising the Lion.                  3. Complete Lion writing scaffold.</p> <p><b>Reading</b> - Read for 15 minutes each day. Don't forget to log this on your Home Reading Card.</p> <ul style="list-style-type: none"> <li>- Read a book from the Premier's Reading Challenge and add it to your PRC log.</li> <li>- Reading Chapter 3 of the Hippopotamus and complete activities.</li> <li>- Read the Lion sheet.</li> </ul> <p><b>Grammar</b>- Complete the Nouns worksheet.</p>	<ul style="list-style-type: none"> <li>• Create a Robot picture using only 2D shapes. Underneath your work write down how many circles, triangles etc you used.                      For example:                      Triangles=8    Circles = 8    Rectangles= 13</li> </ul>  <ul style="list-style-type: none"> <li>• Use a timer and time yourself writing out your 7 times tables each day. See if you can beat your time but remember it must be neat and readable.</li> <li>• Complete the 2D shape worksheets below.</li> <li>• Log into Mathematics and complete this week's set task.</li> </ul>	<ul style="list-style-type: none"> <li>• <b>PDHealth- <u>What influences your health choices? Are we healthy all the time?</u></b> Keep a food and exercise diary for 1 week. What is something that you could change or improve on?                     <ul style="list-style-type: none"> <li>• Search Youtube for "P.E with Joe" and complete his daily workout for 3 days. Teach another member of your family your favourite exercise.</li> <li>• Art- Complete lion artwork.</li> </ul> </li> <li>• Email your teacher about how your week has been going (if possible).</li> </ul>

Communication during this period is vital to the success of our home learning program. We encourage you to email your child's teachers with any concerns, questions or if you require feedback.

We hope you are enjoying your time at home and your family are all well.

Have a great week!

Stage 2 Teachers- Mrs House, Miss Parker, Miss Fitzpatrick, Mrs Dunford and Miss Patton.

**YEAR 4**  
**Spelling Words**  
**Term 2 Week 3**

Practice typing your spelling words in each column. Each column has a different way to write them. After you write your spelling words, look up five of your words in the dictionary and write their meanings.

	<i>Normal</i>	<i>Rainbow</i>	<i>Cursive</i>
entries			
chimneys			
relays			
diaries			
supplies			
trolleys			
donkeys			
displays			
replies			
worries			
industries			
memories			
activities			
groceries			
centuries			
kidneys			
holidays			
factories			
charities			
remedies			

## *Dictionary Meanings*

# Plurals – s, ies

**List 1. Write the word.**

- entries \_\_\_\_\_
- chimneys \_\_\_\_\_
- relays \_\_\_\_\_
- diaries \_\_\_\_\_
- supplies \_\_\_\_\_
- trolleys \_\_\_\_\_
- donkeys \_\_\_\_\_
- displays \_\_\_\_\_
- replies \_\_\_\_\_
- worries \_\_\_\_\_
- industries \_\_\_\_\_
- memories \_\_\_\_\_
- activities \_\_\_\_\_
- groceries \_\_\_\_\_
- centuries \_\_\_\_\_
- kidneys \_\_\_\_\_
- holidays \_\_\_\_\_
- factories \_\_\_\_\_
- charities \_\_\_\_\_
- remedies \_\_\_\_\_

**2. Name.**



\_\_\_\_\_



\_\_\_\_\_

**3. In a group.** Write the list word that belongs in each group.

- carts, baskets, \_\_\_\_\_
- horses, mules, \_\_\_\_\_
- answers, responses, \_\_\_\_\_
- years, decades, \_\_\_\_\_
- medicines, vaccines, \_\_\_\_\_
- intestines, lungs, \_\_\_\_\_
- journals, records, \_\_\_\_\_
- vacations, trips, \_\_\_\_\_
- vents, fireplaces, \_\_\_\_\_

**4. Word clues.** Which list word matches?

- you bring these home from the supermarket
- photographs bring them back
- animals that look similar to horses
- you push these around the supermarket
- smoke comes out of these
- things that heal you when you are sick
- questions expect these
- things that you do to keep occupied

\_\_\_\_\_

\_\_\_\_\_

\_\_\_\_\_

\_\_\_\_\_

\_\_\_\_\_

\_\_\_\_\_

\_\_\_\_\_

\_\_\_\_\_



# Plurals – s, ies

**5. Missing letters.** Fill in the missing letters.

- en \_\_\_\_\_
- \_\_\_\_\_ lays
- sup \_\_\_\_\_
- dis \_\_\_\_\_
- wor \_\_\_\_\_
- indu \_\_\_\_\_
- hol \_\_\_\_\_
- char \_\_\_\_\_

**6. Chunks letters.** Rearrange the chunks

to make a list word.

- tr ies in dus \_\_\_\_\_
- tur ies cen \_\_\_\_\_
- im ys ch ne \_\_\_\_\_
- cer gro ies \_\_\_\_\_
- tor fac ies \_\_\_\_\_
- ays dis pl \_\_\_\_\_
- dies rem e \_\_\_\_\_

## Challenge words

**7. Write the word.**

- categories \_\_\_\_\_
- abbeys \_\_\_\_\_
- properties \_\_\_\_\_
- pulleys \_\_\_\_\_
- ceremonies \_\_\_\_\_
- mysteries \_\_\_\_\_
- qualities \_\_\_\_\_
- strategies \_\_\_\_\_
- societies \_\_\_\_\_
- convoys \_\_\_\_\_

**8. Word clues.** Which challenge word matches?

simple machines used for lifting

religious places or buildings

special occasions

something secret or unknown

members of communities or groups

to accompany and protect

**9. Complete the sentence.**

I divided my DVD collection into \_\_\_\_\_.

We raised the curtain using a series of \_\_\_\_\_.

The school \_\_\_\_\_ all take place in the great hall.

In one country there can be many different \_\_\_\_\_.

There are still many unsolved \_\_\_\_\_.

The basketball team worked out their game \_\_\_\_\_.

## Nouns

Name: \_\_\_\_\_

Select the noun and complete the sentence

Give the ball to \_\_\_\_\_. (Harry, running, red)

I can see a yellow \_\_\_\_\_. (climbing, butterfly, wet)

The children caught the \_\_\_\_\_ to school. (bus, drive, jump)

Will you pick me some \_\_\_\_\_? (windy, flowers, dry)

Our family went to the \_\_\_\_\_. (raining, zoo, dreary)

Circle all the nouns (There may be more than one)

Mary likes to skip.

That is a beautiful tree.

The red apples are delicious.

My brother and sister are playing.

Peter is wearing blue socks.

We were in the park flying a kite.

I like hiking in the mountains.

My dog is my friend.

Julia bought a beautiful dress.



## Lion

Did you know that lions are the only cat in the world that live in groups? A group of lions is called a pride. Each pride has about 3 males and 12 females. Lions can live for over 10 years in the wild. Today there are only about 21 000 lions left in Africa. 70 years ago there were over 40 000 lions in Africa.



Lions are pretty lazy animals. Male lions can sleep for over 24 hours after a large meal (that is one whole day)! Most days male lions sleep around 20 hours. This means that they are only awake for 4 hours a day. Female lions are responsible for the hunting and food. Because of this, female lions sleep a little bit less than the males. Female lions still get 15 hours of sleep a day.

Lions are one of the largest cats. They can weigh between 113-190 kilograms. The average weight of a house cat is 3.5 kilograms. Lions are far larger than house cats. A lion can measure about 2.5 metres from head to tail. Baby lions are called cubs. Lion cubs weigh about 1.3 kilograms when born.

Male lions are usually larger and weigh more than female lions. Lions are different than house cats in many ways. It is easy to tell the difference between a male lion and a female lion. Male lions have a mane. The lion mane has long, thick hair that surround the male lion's face. It runs down the neck and ends at their backs. Female lions do not have manes.

Watch these clips for more information:

<https://www.youtube.com/watch?v=vRrrpBewz0g>

[https://www.youtube.com/watch?v=qnaXJf\\_yaj8](https://www.youtube.com/watch?v=qnaXJf_yaj8)

<https://www.youtube.com/watch?v=OMkEVX23BdM>

# LION REPORT SCAFFOLD

Use the information you have read or your own research to plan for an information report.

Common Name: Lion

Scientific Name:

Location/Habitat:

Physical Description:

General Information:

Labelled Diagram:



## African drumming - lion

The word lion can be played on your drum like this:



See if you can make a rhythm to imitate how a lion moves.

See if you can make a rhythm to imitate the noise a lion makes.

## Lion Art Activity

[https://www.youtube.com/watch?v=gH3fnZhr-Aw&feature=emb\\_logo](https://www.youtube.com/watch?v=gH3fnZhr-Aw&feature=emb_logo)

1. Using recycled cardboard (cereal box etc) draw a large square, medium square (face), large rectangle (body) 4 small rectangles (legs), very small rectangle and circle (tail)
2. Using orange or yellow paint, paint the shapes.
3. After the paint dries, cut out the shapes ensuring you round the corners.
4. Use a black permanent waterproof marker to add the details.
5. To create visual interest, add lines to create patterns for the head. Then, add more patterns to the rest of the pieces that don't overlap each other.
6. When finished, glue the pieces of the animal together with liquid glue by starting with the **OVERLAPPING** pieces first.
7. For the legs and tails, put a dot of glue on them, then slide them behind the body shape.



Chapter 3.

Morris Lurie 

The Twenty-Seventh Annual African

# HIPPOTOTAMUS RACE



### Chapter Three The Yellow Bus

Six days to go!

And how quickly they flew.

Edward started training twice as hard. Instead of eight kilometres, he swam sixteen. Instead of twenty minutes of exercises, he did forty.

Meanwhile, Edward's father was preparing the yellow bus.

For many years, Edward's father had been looking for a suitable vehicle for the family. He needed something extra big, because there were five in his family. Nothing that Edward's father saw seemed right. Then one day he took a trip to London, and there he saw exactly what he needed.

A red double-decker bus!

He didn't like the colour much, but the size was right, so he bought one and put it on the ship to take home.

'I'll paint it yellow,' he thought. 'Yellow is a much happier colour.'

When he got the bus back to Africa, he set about painting it. As soon as that was done, he took out all the seats. Then he decided to take out all the upstairs part, including the stairs.

'Ah, much better!' he thought, when he had done all that.


Now there was nothing inside the bus but the steering wheel, the brake, and the pedals.

'Now!' said Edward's father. He covered the walls with striped orange and green wallpaper, carefully avoiding covering up the windows.

He hung up an enormous glittering crystal chandelier.

He put in a big comfortable seat for the driver, and, behind it, a big comfortable seat for passengers.

In the back of the bus, he put in a big comfortable bed.



On the top of the bus he put a flagpole, and now, with Edward in his last days of training, Edward's mother sewed a flag, as big as a bed sheet. It was bright yellow, the same colour as the bus, and on it, there was just one word: *Edward*.

No sooner was the flag hoisted to the top of the flagpole than Edward's grandfather, who had been consulting his calendar, announced, 'One day to go! One day to go! Training has ceased! Training has ceased!'



'Gosh!' said Edward. 'One day to go! I'd better train twice as hard!'

'No,' said Edward's grandfather, 'training has ceased. You don't want to overtrain. That's fatal. All you have to do now is relax. Tonight you'll have a good, deep, restful, relaxing sleep. Your training is complete.'

'Your bed's all ready in the yellow bus,' said Edward's mother.

'And here are your navy blue racing trunks,' said Edward's grandmother. 'Finished just in time.'

'We're all coming along to the Zamboola River,' said Edward's father. 'And I'm driving,' he added proudly.

Edward noticed that his father was wearing a snappy new hat, with a little flag stuck into the band on one side. And on the little flag was one word: *Edward*.

That afternoon, for the first time in months, Edward played with his friends. 'We're all going to the race,' they told him. 'Every hippopotamus in the neighbourhood is going. We want to be there to see you win.'

They played football, bellowing and roaring happily, and then they had a snooze on a sand-bank.



When, at last, it was time for Edward to go home, he felt completely relaxed and at peace with the world.

'Supper is ready,' said his mother. 'Eat up, then brush your teeth, and then into bed.'

'And when you wake up tomorrow morning,' said Edward's father, 'we'll be at the Zamboola River.'



Name \_\_\_\_\_

**|| CHAPTER 3 ||**  
**THE YELLOW BUS**

1. How does Edward's training change when there are only six days left before the race?

---

---

---

---

2. Why does Edward's father have a double - decker bus?

---

---

---

---

3. Why does Edward's father paint the bus yellow?

---

---

4. What colour would you paint the bus? Why?

---

---

---


5. Why do you think Edward's father changes the inside of the bus?

---

---

---

6. In the box below draw and label the bedroom at the back of the bus.



7. Why does Edward's grandfather stop his training the day before the race?

---

---

---

---

8. What instructions does Edward's grandfather give to Edward?

---

---

---

---



9. Why are all the hippopotamuses in the neighbourhood going to the race?

---

---

---

10. How do you think Edward felt the night before the race?

---

---

---

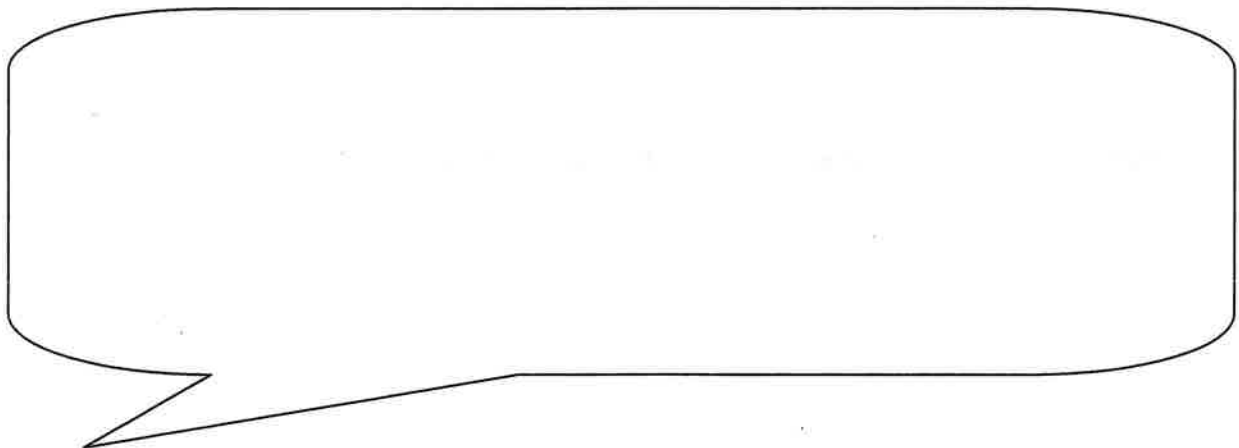
11. How is Edward's family going to get to the Zamboola River?

---

---

---

12. What advice would you give Edward for the race?



13. Predict what you think will happen in the next chapter.

---

---


---

---


Name \_\_\_\_\_

# || MY DOUBLE - DECKER BUS ||

If you owned a double - decker bus and were able to change the inside of the bus what would you do? In the boxes below draw a floor plan of the top and bottom levels of your double - decker bus.




Top Level



Bottom Level

Name \_\_\_\_\_

# ‡ CREATE A WORD SEARCH ‡











Hide the words below in the word search above.  
When you have finished fill up the left over squares with random letters.  
Once you are finished give it to a friend to solve. Good luck!

<b>EDWARD</b>	<b>HIPPOPOTAMUS</b>	<b>LOVE</b>
<b>GRANDFATHER</b>	<b>FATHER</b>	<b>CHAMP</b>
<b>SWIM</b>	<b>FRIEND</b>	<b>PRESIDENT</b>
<b>ZAMBOOLA</b>	<b>BUS</b>	<b>ANNUAL</b>
<b>RIVER</b>	<b>WIN</b>	<b>MOTHER</b>
<b>RACE</b>	<b>AFRICA</b>	<b>TRUNKS</b>

## Investigating 2D shapes – properties of shapes

In this topic, we are looking at the properties of 2D shapes.

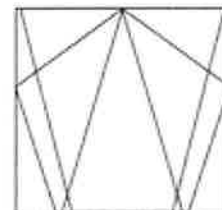
1 Draw a line to match each shape to its name.

	<input type="text" value="square"/>	
	<input type="text" value="triangle"/>	
	<input type="text" value="rectangle"/>	
	<input type="text" value="pentagon"/>	
	<input type="text" value="hexagon"/>	
	<input type="text" value="circle"/>	
	<input type="text" value="octagon"/>	
	<input type="text" value="rhombus"/>	

2 Complete this table for five of the shapes shown above.


	Name	Number of sides	Number of corners
a	rhombus		
b	pentagon		
c	triangle		
d	octagon		
e	hexagon		

3 Which shapes can you see in this diagram?



# Investigating 2D shapes – quadrilaterals


Quadrilaterals are shapes with 4 sides.



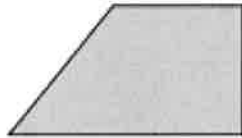
square



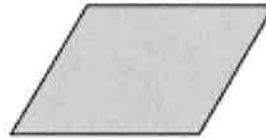
rectangle



rhombus



trapezium



parallelogram

1 Which quadrilateral am I?

a My opposite sides are equal in length and all my angles are right angles.

\_\_\_\_\_

b I have 4 sides that are all the same length with 2 different sized angles.

\_\_\_\_\_


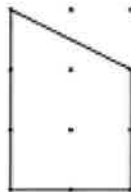
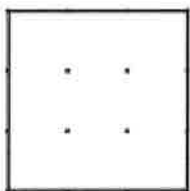
c I have 4 sides with only 1 pair of parallel sides.

\_\_\_\_\_

d I have 4 sides with 2 pairs of parallel sides and 2 different sized angles.

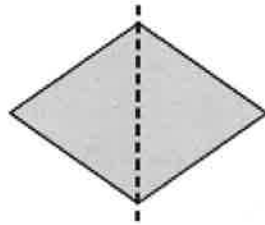
\_\_\_\_\_

2 Which two quadrilaterals are missing? Add them to the dot paper below:

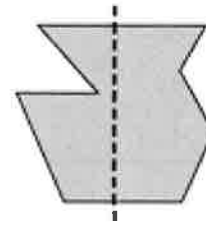


## Investigating 2D shapes – symmetry and tessellation

An axis of symmetry is a line that divides something exactly in half. When one half of a shape or picture matches the other exactly, we say it's symmetrical.

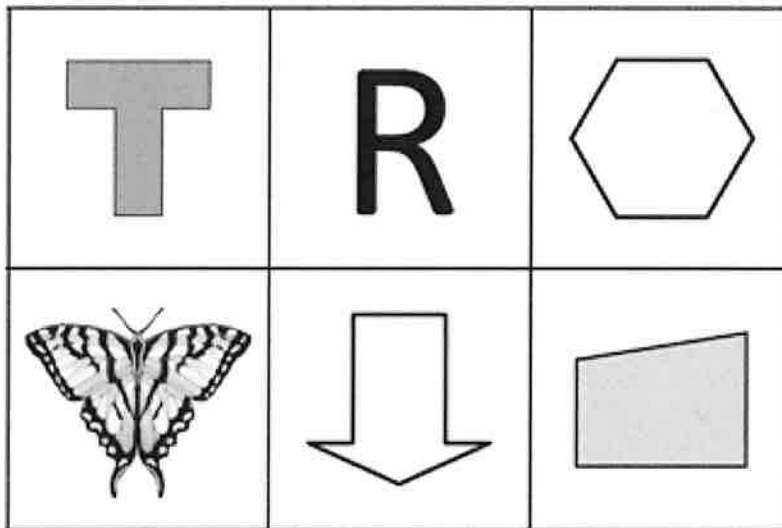


This shape is symmetrical.



This shape is asymmetrical.

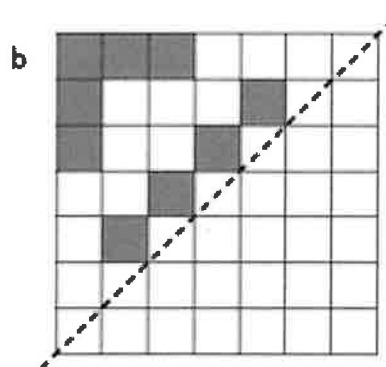
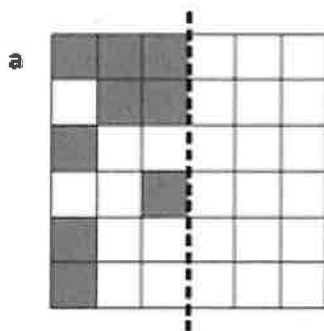
- 1 Look carefully at each shape. For any that are symmetrical, draw in the line of symmetry.



Are there any with more than one line of symmetry?



- 2 Use the line of symmetry to complete each shape.

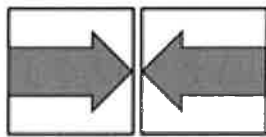


You can think of the line of symmetry as a mirror. One half of a design or shape is reflected.

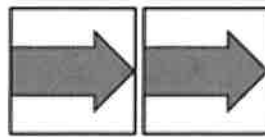


# Investigating 2D shapes – symmetry and tessellation

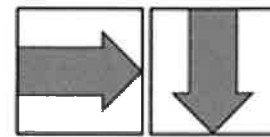
This tile demonstrates the movements of flip, slide and turn.



flip

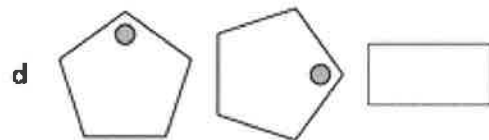
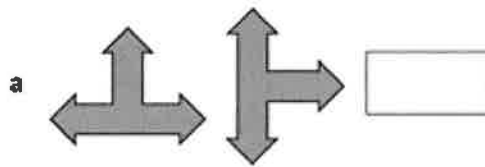


slide

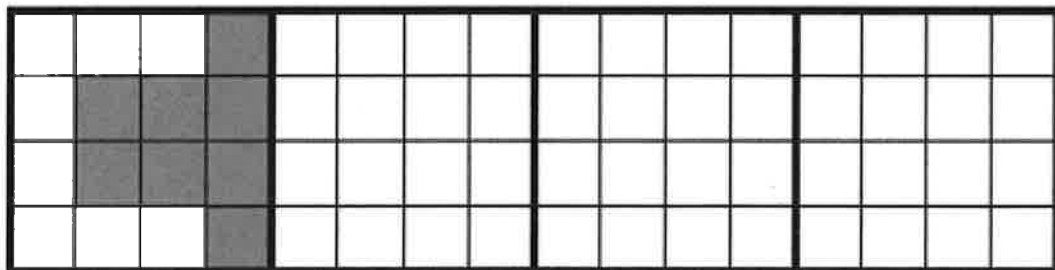


turn


3 Look at each shape and write whether the movement is a flip, slide or turn.



4 Flip the design in each square to create a pattern along the grid.



5 Turn the design in each square to create a pattern along the grid.



Week 3: Food and Exercise Diary.

What is  
something  
that you  
could change  
or improve  
on?

	<b>Monday</b>	<b>Tuesday</b>	<b>Wednesday</b>	<b>Thursday</b>	<b>Friday</b>	<b>Saturday</b>	<b>Sunday</b>
<b>Breakfast</b>							
<b>Snack</b>							
<b>Lunch</b>							
<b>Snack</b>							
<b>Dinner</b>							
<b>Snack</b>							
<b>Workout</b>							



