


Spelling List

<ch> for the /k/ sound

In the choir, write some words with <ch> for the /k/ sound.



1. buzz
2. fizz
3. e _ _ o
4. _ _ oir
5. _ _ emist
6. stoma _ _
7. _ _ ristmas
8. _ _ aracter
9. November
10. December

Choose a word from the list to fit each sentence.

1. I sing in the _____.
2. December 25th is _____ Day.
3. She was ill with a _____ ache.
4. An _____ is a sound that comes back.

November

N _ v _ m _ e _
_ o _ e _ b _ r
_ _ e _ e _

December

_ e _ e _ b _ r
D _ c _ m _ e _
_ _ _ e m _ _


Complete each sentence with a possessive adjective.




my your his her its our your their

1. The children took out _____ pencil cases.
2. The boy read _____ book.
3. My sister played _____ recorder.
4. We sang _____ favourite song.





radishes



r r r r r r r r r r



R R R R R R R R R R



r . . R . . p . . P




rough reason rescue

Richard raked the earth


round the red radishes.

Look at the sentence. Colour the wedges in the hopping pattern letters.
Circle your best r.




Colour every third 3 ed.

Find r in these letters.




Trace. Copy. Underline these letter patterns: ar er ir or ur.





Money Bags

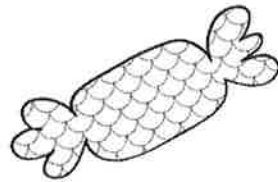


Cut out each of the pictures below and sort them in order from the item that costs the least amount of money to the item that costs the most.

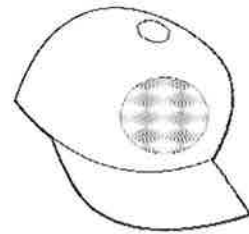
Colour the cheapest item red and the most expensive item blue.



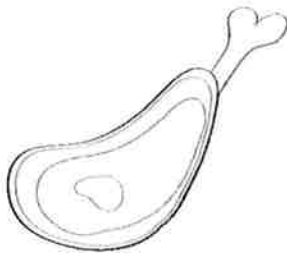
\$9.95



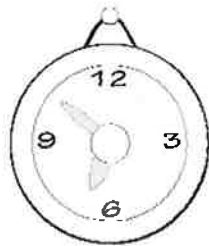
\$0.60



\$6.95



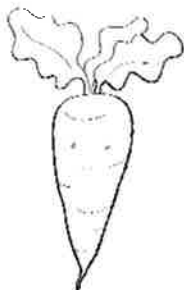
\$4.20



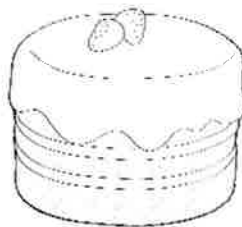
\$6.70



\$2.95



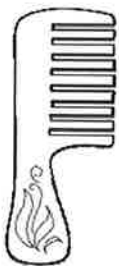
\$2.80



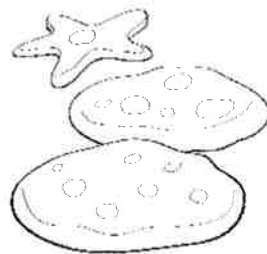
\$6.20



\$9.90



\$3.20



\$2.50



\$3.50

3 Write the value of each set of coins.

a  c

b  c

c  \$ c



\$0.85



\$0.80



\$0.75



\$0.65

\$0.35

4 How much change from \$1.00 would I get if I bought:

a a paper clip?

\$0.

d a pen?

\$0.

b a ball?

\$0.

e a lolly?

\$0.

c a pair of scissors?


\$0.

f a lolly and a pen?

\$0.

d.

40c




20c

plus

20c

c.

69c



Topic Test Week 3

Complete the following test all about Money.

1. What is the value of these coins?

1 point



2. If Miss Toppin has \$1.00, how much change will she get after buying her milkshake?

1 point

Her **drink**
costs:

\$.85



Mark only one oval.

35c

25c

15c

85c

3. If Miss Kiley has \$1.50, how much change will she get after buying an icecream?

1 point

Her ice cream costs:

\$1.30



Mark only one oval.

- 50c
- \$1.30
- 20c
- \$1.00

4. If Miss Ivey has \$5.00, how much change will she get after buying a soccer ball? 1 point




5. How much money in the money jar?

1 point



6. Which item costs the MOST?

1 point



Mark only one oval.

- Magazine
- Tomatoes
- Sandwich
- Chocolate cake

7. Which item costs the LEAST?

1 point



Mark only one oval.

- Coffee
- Icecream
- Lettuce
- Soccer ball

8. What colour is the \$10 note?

1 point



Mark only one oval.

- Red
- Blue
- Yellow
- Pink


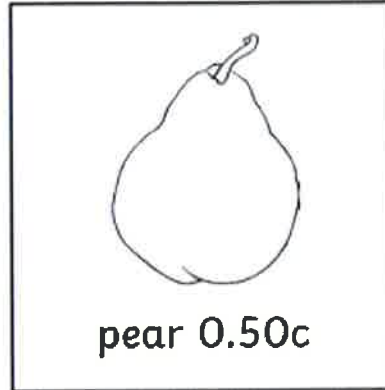

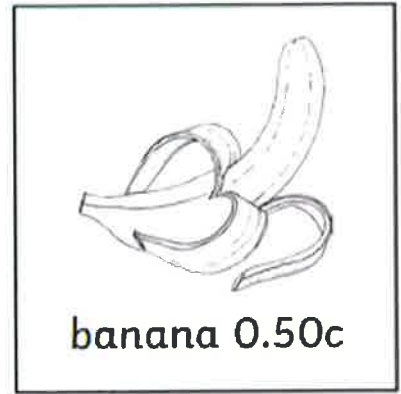
9. How much money is in the Piggy Bank?

1 point



10. If you have \$5, what 3 items can you buy?

1 point



Mark only one oval.

- Spaghetti, yoghurt and a pear
- Toothpaste, biscuits and a banana
- Biscuits, yogurt and a banana
- Toothpaste, yoghurt and biscuits

This content is neither created nor endorsed by Google.

Google Forms


Name _____

Date _____

How to Play Snakes and Ladders

Equipment

- 1 dice
- 1 counter per player
- 1 Snakes and Ladders board game



Steps

If the counter lands on the head of a snake, move the counter to the end of the snake.

Choose a counter and place it on the 'Start' square.

The first player to finish the game is the winner.

The player with the next birthday goes first.

Roll the dice, then move your counter forwards the number of squares shown on the dice.

If the counter lands at the bottom of a ladder, move the counter to the square at the top of the ladder.

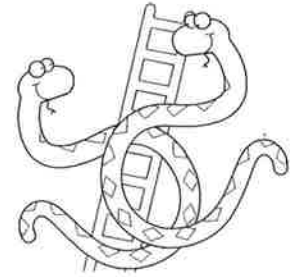
Name _____

Date _____

How to Play Snakes and Ladders

Equipment

- 1 dice
- 1 counter per player
- 1 Snakes and Ladders board game



Steps

1.	
2.	
3.	
4.	
5.	
6.	

Perfect picture!

Can you draw what
Astrid is holding in her
hands? Can you draw
what might happen
next?



'Singin' in the kitchen'

- Listen to the song on YouTube: <https://www.youtube.com/watch?v=aMtx25sPvQo>
- Sing along to the song using musical notes resource below.
- Clap to the beat of the song:

The beat is *sing-in'*

1 2


- Choose a household item to use as your instrument.
- Practice singing to the music and tapping your chosen instrument to the beat of the music.

Chorus

Here we go, sing-in' in the kit - chen, Al - to - ge - ther now, sing - in' in the kit - chen, Ev - ery - bo - dy, sing - in' in the kit - chen, Bang - ing on the pots and pans. I play the lids and you play the spoons, I sing the words and you sing the tunes, We'll wake up the man in the moon Because we sound so loud.

Now it's late and we've all been fed,
Everybody's tired and it's time for bed,
Baby's nodding his little sleepy head,
So let's sing quiet and low.

Mummy and daddy, singin' in the kitche
Little bitty baby, singin' in the kitchen,
All the kids, singin' in the kitchen,
Banging on the pots and pans!

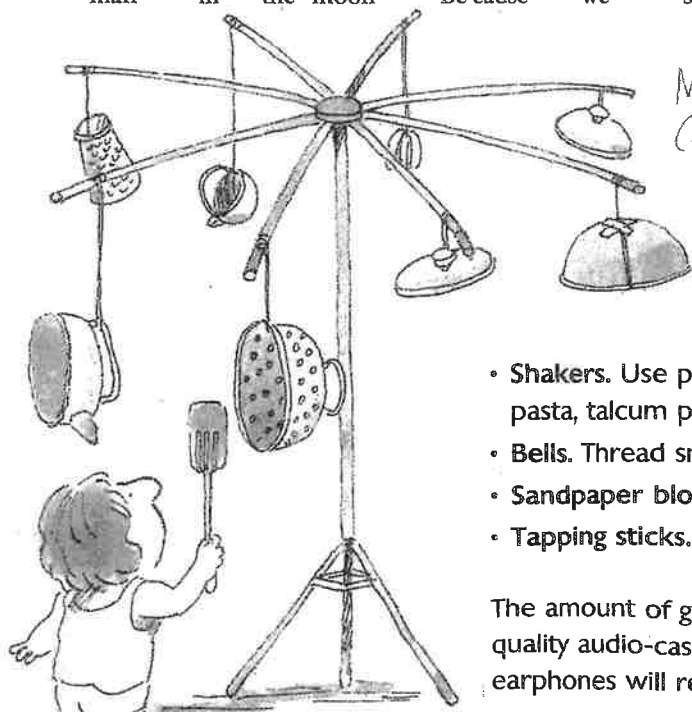



Music tree
(airing rack)

A sound-making box might contain:

- Kitchen implements – saucepan lids, baking trays, egg-beaters, a kettle whistle, plastic bowls, wooden spoons for beaters.
- Shakers. Use plastic bottles with easily grasped necks. Fill them with rice, stones, pasta, talcum powder, sugar, beans. Tape over the lids with strong electrical tape.
- Bells. Thread small bells on elastic for wrists and ankles.
- Sandpaper blocks. Glue sandpaper to timber offcuts.
- Tapping sticks. A pair of Aboriginal sticks, or lengths of wooden dowel.

The amount of good music (and stories) for children makes investment in a good-quality audio-cassette player worthwhile. For listening in bed or in the car, earphones will reduce nuisance to other children or adults.





Term 2, Week 3

The following activities will be completed in class on your allocated day at school.

*If you are absent on your allocated day, please complete the activities as normal.

Alphabetical Order



Write out the alphabet in the four dictionary groups.


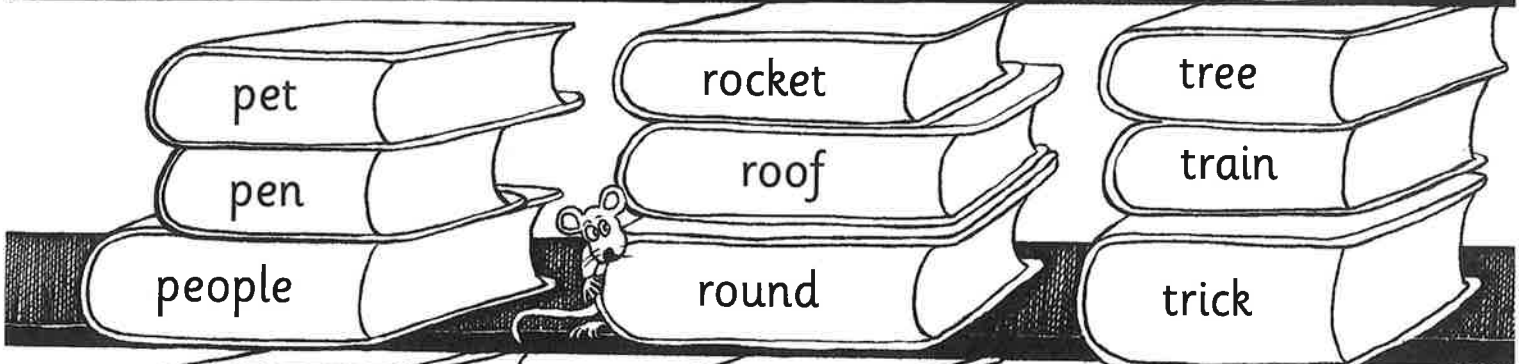

1. _____

2. _____

3. _____

4. _____

In each group of three, decide which word comes first (1st), which word comes second (2nd) and which word comes third (3rd). If the words start with the same two letters, remember to look at the third letter of each word.



Name _____

Date _____

Simple Procedure Text Writing Scaffold

Title

Materials/Equipment/Ingredients

Steps

1.

2.

3.


4.

Money

Here are the Australian coins and notes in order from smallest value to the biggest value:



five cents



ten cents



twenty cents



fifty cents



one dollar



two dollars



five dollars



ten dollars



twenty dollars






fifty dollars



one hundred dollars

Colour the coins and notes to help you remember what they look like!



Lesson 3 Introduction – Stretching

After exploring which parts of the body can stretch, Students draw or write answers to the following questions.

1. What can you stretch on your body?

2. What happens when we stretch?

3. What words can you think of to describe ‘Stretching’?

Stretch it out!

Team members' names: _____

Date: _____

Place your snake so that its tail is at the beginning of the line. Stretch the snake out to the end of the arrow. Let it go and mark where it returns back to and stops.

Snake 1 _____



Snake 2 _____



Snake 3 _____



S t o p h e r e

